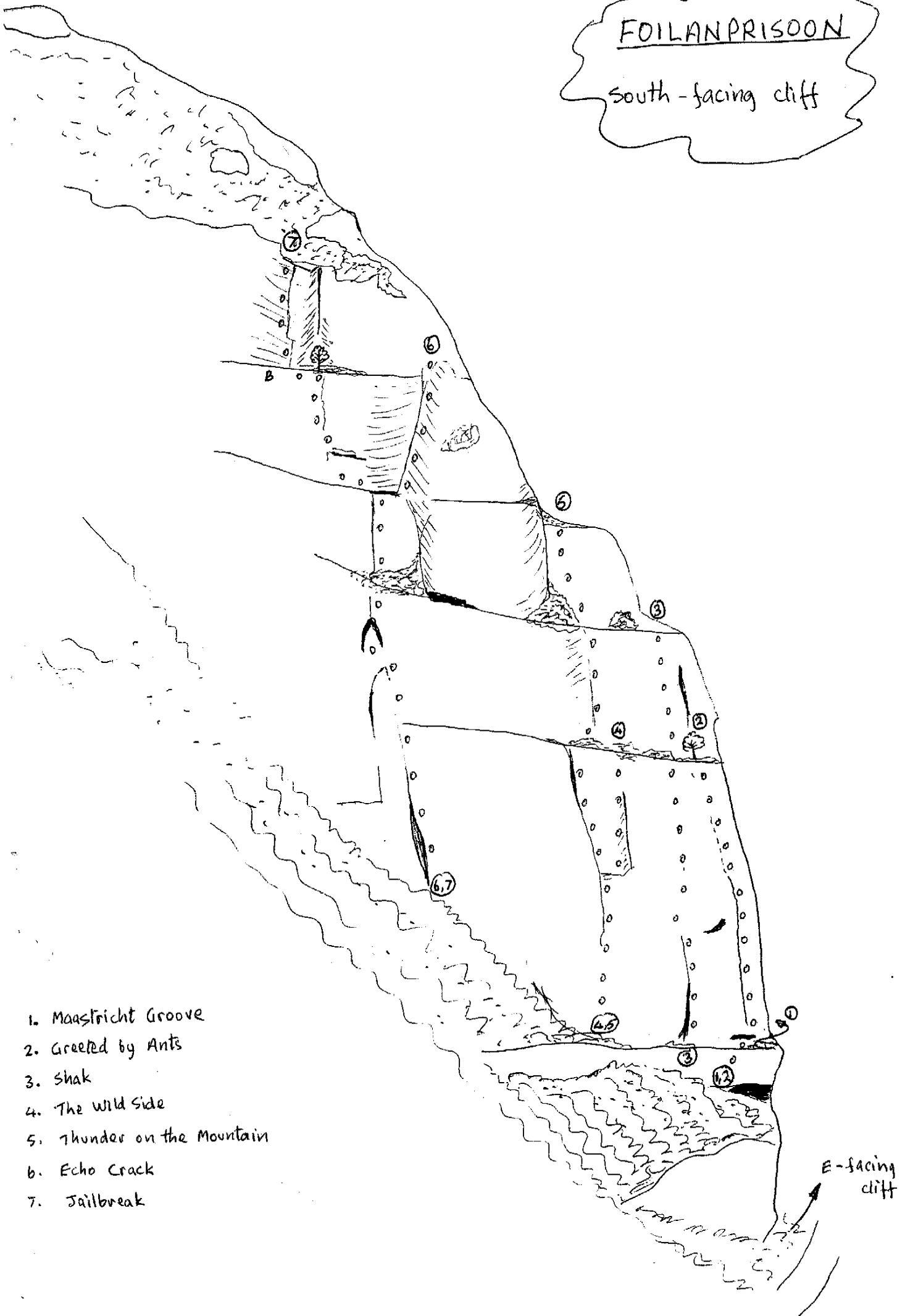


FOILAN PRISON

South-facing cliff



1. Maastricht Groove
2. Greeted by Ants
3. Shak
4. The Wild Side
5. Thunder on the Mountain
6. Echo Crack
7. Jailbreak

E-facing cliff

Foilanprisoen South-facing cliff

The easiest descent is by making ones way down to the abseil point over Piper's Groove.

Routes described from right to left [east to west]

From large lower ledge

Maastricht Groove HS 4b 40m

This route climbs the obvious [from a distance] double groove at the south-east corner of the crag. Note: this groove cannot be seen from where one begins the climb, near the right hand end of the large ledge.

Start at right of ledge, just left of hollow shelf.

Make a diagonal ascending traverse to the right past ivy to gain access to the base of the large groove. Belay.

Climb groove to top.

J Bergin, M Keenlyside June 1996

Greeted by Ants HVS 5a/b 40m

Start from same point as for Maastricht Groove.

Pitch 1 25m. 5a/b Climb easily up to small overhang at 4m [now with peg]. Step right to gain shallow groove/crack. Follow this to belay ledge.

Pitch 2 15m. As for Shak or else: clamber right over holly bush into circular 'room' and climb the back of this to the 'stairway' to the first ledge and abseil.

G.Fogg, H.Fogg, B.Dunne 16/9/2001 onsight.

Shak VS 4c 40m

Start in an East-facing groove approx. 5m from corner.

1. 25m. Climb the groove/flake to the top, then, break right onto the wall, climbing steeply to a large belay ledge.

2. 15m. Climb easily but without protection on large holds to the top.

J Bergin, S Gallwey 28/8/1989

From higher smaller ledge

Thunder on the Mountain VS 4c,4c 70m

Left of Shak, at right hand end of upper narrow ledge [above larger main ledge].

Pitch 1 35m 4c Climb detached block to base of left-facing crack. Up this to right-facing flake crack. A detached block on the ledge above forms an overhang but this presents no obstacle. Belay on ledge.

Pitch 2 35m 4c Climb the obvious crack to slabby section and follow groove at left to top.

G.Fogg[1], H. Fogg[2], H.Fogg 9/9/2006 onsight.

The Wild Side HVS 5a 35m

Start as for 'Thunder on the Mountain' up left-facing crack but instead of going left, go right along grassy ledge to corner. Up this past small overhang and clean slab to ledge. Exit onto either 'Thunder' ledge on left or 'Shak' ledge on right

G Fogg, H Fogg, H Fogg 29/4/2007 onsight.

From higher up the gully

Echo Crack E2 5b, 5c 60m

Near the centre of the south-facing cliff is a large overhanging block at half-height. The climb starts vertically below this on a ledge at the detached tooth for the belayer to sit on. Pitch 1 25m 5b Follow the left-slanting jamming crack to belay in the triangular niche at the top of the pillar.

Pitch 2 35m 5c From the niche, bridge up and jam the overhanging crack and make a spectacular and exciting move out onto the face at right [crux]. Claw up past vertical grass to ledge. Continue more easily up crack until forced to traverse right and up the pleasant corner to top.

G.Fogg, H.Fogg 24/7/2004 onsight.

Jailbreak E3 5b,5c,4c,5a,6a 60m

Pitch 1 25m 5b As for Echo crack.

Pitch 2 5m 5c As for Echo crack to ledge. Belay.

Pitch 3 12m 4c Up crack to overhang. Place gear [2.5 friend] and traverse delicately left until ready to ascend on edges and pebbles to grassy ledge.

Pitch 4 8m 5a Up clean corner.

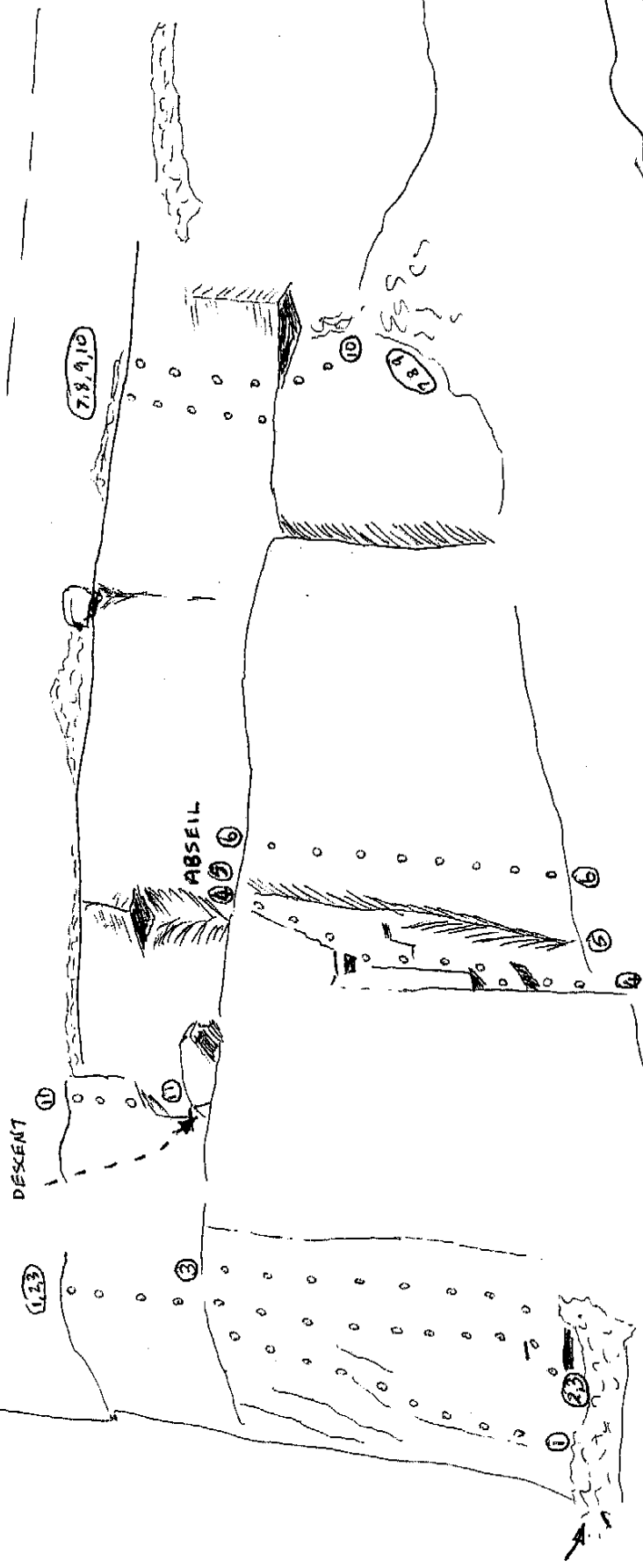
Pitch 5 10m 6a Eschew the welcoming easy crack and chimney behind the holly bush. Instead, send your second leftwards past this to grovel around ledge, past crack to make a semi-hanging belay on large spikes out of sight. Climb crack [hard] to horizontal break [nuts] then fight up to large chock-stone and easier off-width finish.

G.Fogg [3,4] H.Fogg [5] 14/8/2005 onsight.

FOILANPRISOON

East-facing cliff

Fall an Phíorún



- 1. Shak
- 2. Greeted by Ants
- 3. Manstricht Groove
- 4. Running on Empty
- 5. Piper's Groove
- 6. Brian's slab
- 7. Amulet
- 8. Old Dog
- 9. Eco-vandal
- 10. Crossed and painless

11. Raven's wing

East-facing cliff

Foilanprison East-facing cliff

'Running on Empty' [aka Physiognomy] is the formation that looks like the left-hand side of a face. This likeness may be seen, from, as far away as the road, to right to the base of the climb.

Descent is by abseil from the first terrace above Piper's Groove.

Running on Empty E1 5b 40 m.

Climb the right-facing corner to the first overhang [nose], move right under this and up to second overhang [eye-socket], right under this and up to terrace. Good protection.

J Bergin, M Lyng 12/9/1996

Piper's Groove VS 40m

This is [presumably -- from its appearance, and from the ancient piton above] the very traditional-looking vegetated groove immediately right of 'Running on Empty'. It is difficult to relate the VS grade to more recent climbs and grades.

T J Meldrum, R J Watten 1957

Brian's Slab HVS 4c 40m

The slab to the right of Piper's groove. The start is the hardest where the rock is broken and slightly undercut. Above there is a choice of possibilities, with more than one crack for protection though gear is thin enough until one is well established.

G Fogg, H Fogg, S Gallwey 21/4/07

At the right hand [North] side of the east-facing cliff is a bay with a big overhanging shelter over a slab. Cross-eyed and Painless is to the left of this slab. The following climbs are in this bay.

Amulet HVS 5b 16m

On the left i.e. North-facing wall of the bay, near the outer edge.

Climb the thin crack and escape left onto platform. Up slab to second platform. Up crack to terrace.

G.Fogg H.Fogg H.Fogg P.Melanophy 28/8/04

Old Dog E2 6a 14m

4m right of Amulet. From the ramp, climb the short crack to where it splits the small overhang. Past this [crux] and follow crack to ledge. Top as for Amulet

G.Fogg H.Fogg 28/8/04 onsight.

Eco-Vandal VS 4c 15m

Start to left of Cross-eyed and Painless. Follow thin crack up ramp to vertical section then move left and up crack to vegetated ledge. Up short corner crack to terrace.

G.Fogg H.Fogg H.Fogg N.Walls 5/9/04

Cross-eyed and painless VS 4c 15m

Climb the right edge of the ramp, then ascend steeply up a thin crack to gain a ledge at the beginning of a niche which is climbed more easily to the top.

S.Ryan J.Bergin 26/7/1989

From first terrace

Raven's Wing HVS 5b 8m

South from the abseil point on the first terrace, at bottom of 'stairway' descent from second terrace. Bridge up under overhang to trapped flake and move out right to finish up cleft.

G.Fogg H.Fogg H.Fogg 5/9/04

Coumshingaun

New Routes and Proposed revisions [feel free to disagree]

CS 2 Amelia [VS 4c]

At top of corner, trend right and find the least-unappealing line. Top-out horrendous.

Proposed grade: E2 5b

CS 3 Harvest Moon [HVS 5a]

'From here, follow the steep curving crack above to the top.'

The steep curving crack in the corner may well be 5a; the curving crack on the face is hard uncomfortable 5c.

Proposed grade: HVS 5a/b or E2 5c depending on line taken.

CS 7a Dark Angel – direct start [E1 5b]

Proposed grade: E2 5c/6a

CS 10 Tyger tyger [E1 5b]

Proposed grade: E2/3 5c

CS 12 Atom Ant [E1 5b]

Proposed grade: E3 5c

CS 15 Grey Hotel [E2 5b,5a,5b]

Proposed grade: E3 6a,5a,5c. Recommend combining pitches 1&2.

[CS 19 > < 20]

Colours on the Water 45m E3/4 6a,5c/6a

This is the striking crack $\frac{3}{4}$ of the way up the gully on the right hand side.

1. 10m Climb crack to ledge.

2. 35m Continue to top.

Pitch 1 G Fogg, S Gallwey 9/6/06 onsight [as new start to Satanic Majesty]

Pitch 2 G Fogg, S Gallwey 17/6 06 onsight.

Satanic Majesty 40m E3/4 6a

From top of gully slope, traverse along narrow ledge on right, past 'Colours' to crack system near arête. [preliminary pitch]

Climbing the cracks brings one to the left of a slab under the overhang.

Traverse right into the sunshine and climb easily up the arête.

S Gallwey, G Fogg ?Aug? 2001

CS 20 Prehistoric World [E1 5b,5b]

Very hard to protect [doubtful peg near start gives little confidence], moves 5c at least.
Grade?

[CS 20> <21]

Filamingo VS 4c/5a

Clean [now] corner immediately right of gully.
P Britton, C Ennis, Hh Fogg, N Walls 13/6/04

CS 21 Ansty's Desire [HVS 4b,5a]

Proposed grade: VS 4c,5a

CS 22 The Tailor [HVS 4c,5b]

Proposed grade: VS 4c,4c

CS 25 The Weasel's Twist [HVS 5a,4b,5a]

1. Belay on ledge on left.
2. No sign of rowan tree
3. '-- rock belay at back of ledge'?. This climber resorted to heather belays having failed to locate anything more solid.

Proposed grade: E2 5b,4b,5a/b

CS 30 Uncertain Pleasures E1 5b

Protection very hard to locate, therefore very sustained -- tell your belayer to bring to book to read!

Abseil point not found.

Proposed grade: E2/3 5b

[CS 34> <35]

Taste the Frochans 35m HVS 5a

To the right of 'Temporary Shelter'. From the boulder, go easily up a short slab to ledges. Follow the twin cracks, with protection in each; use left one near top.
G Fogg, H Fogg, H Fogg 14/8/06 onsight.

Saladin E2 5c

Just left of 'Crusader', this is the crack that splits the overhang.
G Fogg, H Fogg 7/8/06 onsight

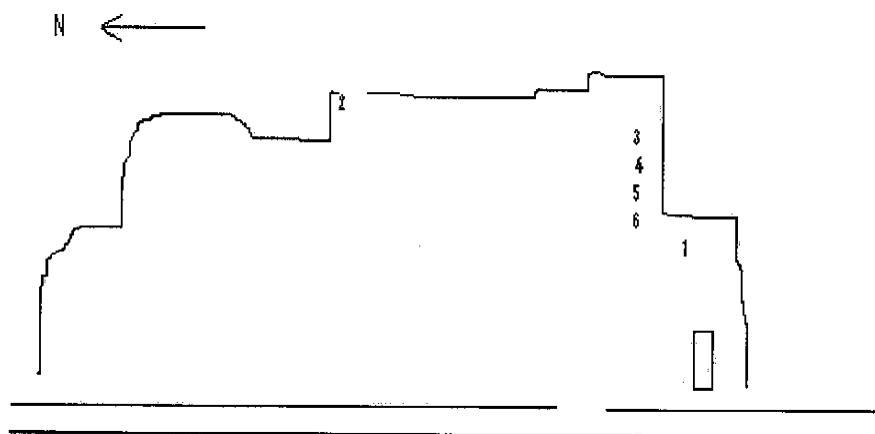
CS 35 Crusader [VS 4b,5a]

Proposed grade: HVS 5a,4c/5a

CS 36 Cue for Clare [HVS 5a,5b]

Proposed grade: VS 4b,4c/5a

Knockadrina



Knockadrinagh

Location

515 392 Discovery Series no. 67

The easiest way to find this is to drive from Knocktopher towards Kilkenny along the main road. Take the first left turn and continue for 2km until the quarry appears beside the road on your right. The quarry faces west and catches the evening sun but takes some time to dry out following wet weather.

The Rock is a crinoidal limestone of the Ballysteen formation with some clay content. Long-exposed surfaces tend to exfoliate in a character-building way.

Routes

1. Salt Peanuts F7a+ 7m

Follow crack to lower off. 4 bolts.

Technical, fingery, sequeency, hard. An onsight clean ascent would be very impressive.

H.Fogg, G.Fogg 8/6/04

2. Omaha Beach F6c+ 15m

Bridge up the striking corner. A hard struggle all the way. 7 bolts [you'll be glad of them all].

G.Fogg, H.Fogg 12/6/04

3. **Twayblade** F6a+ 6m
Flake crack to lower off. 2 bolts.
G.Fogg onsight on trad gear. 03

4. **Boppit Extreme** F6c 6m
Left fork of Y-crack. 2 bolts
H.Fogg, G.Fogg 26.6.04

5. **West Fork** F6a+ 6m
Right fork of crack. 2 bolts
G.Fogg, H.Fogg 26.6.04

6. **Tide's Out** 4c/5a 6m
From the arête, move left and up.
Seriousness depends on the 'state of the tide' of gravel underneath.
N.Eager solo 03